






PRODUCT FEATURES

CE certificate. IP 54 certification. Accuracy $\pm 1.5\text{mm}/5\text{m}$. Laser power $\leq 1\text{ mW}$. Laser wavelength $520\pm 10\text{nm}$. Range up to 25 m. Range of automatic levelling $\pm 3^\circ \pm 1^\circ$ - self-levelling time $< 3\text{s}$. Power supply 2x1.5V (type AA). Easy to determine vertical or horizontal position. Cross laser, vertical and horizontal beam can be switched on separately in model 15196. For use exclusively inside buildings. Can be installed on stands with a thread (1/4") and 5/8". Easy and reliable device locking system enabling oblique lines determination. The set includes: cross later, clamping buckle with moving head, case.



CODE	RANGE [M]	COLOR OF THE LASER BEAM	
15195	25		30
15196	25		30

PROLINE®