











CECHY PRODUKTU

W zestawie nasadki:   1/2" x 72 mm x 4 zęby   1/2" x 120 mm x 3 zęby   H32 x 70 mm x 4 zęby (M14 x 1.5 mm)   H32 x 120 mm x 4 zęby.

x4 1/2" H32 CrV

KOD	ILOŚĆ [SZT.]	
46845	4	20

PROLINE®